



BELGARD
PAVES THE WAY™



BRANDS THAT BRING OUTDOOR LIVING TO LIFE

Together with our fellow Oldcastle® APG brands, we not only transform outdoor spaces, we transform the way families exist in those spaces. In the following pages, enjoy inspiration and resources for your own outdoor transformation, including ideas for pairing Belgard with other products to bring your outdoor vision to life.

A FAMILY OF BRANDS



MoistureShield
COMPOSITE DECKING



ECHELON




Techniseal

Barrette
OUTDOOR LIVING

Pebble Technology



Oldcastle APG
A CRH COMPANY



ECHELON
EchelonMasonry.com

BELGARD
Belgard.com

PEBBLETEC
PebbleTec.com

TECHNISEAL
Techniseal.com

SAKRETE
Sakrete.com

BARRETTE OUTDOOR LIVING
BarretteOutdoorLiving.com

MOISTURESHIELD
MoistureShield.com

SHOP BY APPLICATION



12 PAVERS

Artisan.....	p. 14
Metropolitan.....	p. 18
Natural.....	p. 32
Heritage.....	p. 40
Environmental.....	p. 50
Porcelain.....	p. 56



64 WALLS

Metropolitan.....	p. 66
Natural.....	p. 70
Heritage.....	p. 72



84 CUSTOMIZE YOUR SPACE

Artforms™.....	p. 86
Elements.....	p. 88
Fire Features.....	p. 90
Caps & Coping.....	p. 102
Curb, Edgers & Steps.....	p. 105
Paver Protection & Restoration.....	p. 108
Lighting.....	p. 109



METROPOLITAN

Smooth finish. Straight lines.

Paversp. 18
 Wallsp. 66
 Artforms™ Panel Systemp. 86
 Features.....p. 90



NATURAL

Look of slate and worn stone. Sculpted.

Paversp. 32
 Wallsp. 70
 Features.....p. 92



HERITAGE

Tumbled. Soft edges. Split face.

Paversp. 40
 Wallsp. 72
 Features.....p. 96

SHOP BY *COLLECTIONS*

BY BELGARD®


Organized by texture and style, each collection offers coordinated looks that pair well together or can be mixed and matched for a unique design.



ENVIRONMENTAL

Permeable. Eco-friendly.

Paversp. 50



PORCELAIN

High-definition. Unbeatable durability.

Paversp. 56



INTRODUCING
IN 2023

ARTISAN

Hand-tooled. Contemporary.


Get ready for an explosion of creativity with new and unique textures designed for elegant, contemporary outdoor living.

Paversp. 14

YOUR DREAMS NOW **A-REALITY.**

Picturing the perfect backyard has never been more simple. Now with Augmented Reality functionality built right into the Belgard Rooms platform, you can pick the top trending designs and instantly bring it to life in your own backyard.


try it



BELGARD
ROOMS

BROUGHT TO YOU BY
BELGARD DESIGN STUDIO

SEE ROOMS COME TO LIFE
WITH ANIMATED TOURS



BELGARD®



ROOMS GALLERY

From cozy, rustic kitchens to modern, spacious living rooms, take a scroll through some of our favorite backyards. Download one of our existing plans to use as a complete guide or a starting foundation and take the first step toward that backyard you've been dreaming of.

Filter 0



Size



126 Rooms

Views: 30 100 All



Natural Firepit
Living Room 3C



Natural Firepit
Living Room 2A



Metropolitan Firepit
Living Room 2C



Metropolitan Kitchen
6A



Natural Dining Room
1A



Natural Kitchen
3B



SHOP BY ROOM

With over 100 designs to choose from, Belgard Rooms can help you plan the ideal backyard addition. Choose from a variety of room sizes, styles and design features. Each room is designed to work alone or seamlessly pair with other rooms within the portfolio. For total backyard transformations, browse our library of beautifully coordinated Multi-Room Spaces.

NEW CREATIVE SPACES



design tip



Composite decking is an excellent choice for adding beautiful built-in seating to outdoor rooms. Visit MoistureShield.com



2019
Whitefish, MT



2021
Newport, RI



2018
Gig Harbor, WA



2020
Hilton Head Island, SC

ROOM *to* DREAM

8 YEARS OF INSPIRING OUTDOOR
LIVING DREAMS TOGETHER

Our long-term sponsorship of the HGTV® Dream Home means collaborating with top design professionals to create trend-forward outdoor spaces that inspire millions of homeowners. **Visit Belgard.com/HGTVDreamHome**

HGTV, HGTV Dream Home, HGTV Dream Home Giveaway and their associated logos are trademarks of Discovery or its subsidiaries and affiliates. All rights reserved. Photos © 2023 Discovery or its subsidiaries and affiliates. All rights reserved.


HGTV
DREAM HOME
PROUD SPONSOR 2023



STAY TUNED

Scan to see this year's home set in the heart of the Rocky Mountain high country, Morris, Colorado. #backyardbyBelgard






TIDEPOOL

Belgard's Colors of the Year



COLORS *OF THE*
YEAR

Adorn your outdoor designs with Belgard's Colors of the Year. Harmonizing tones that intertwine elements of land and sea to enhance your space with a soothing sense of calmness.



SEAGRASS

Belgard's Colors of the Year



POST-INSTALL SEALANT
 Adds 3-5 years of weather protection
 Color enhancing options available

DURAFUSION™
 Fused layer of ultra-fine aggregates for
 enhanced color, texture & durability

FOUNDATION MIX
 High-performance layer of
 fine to large aggregates

CORE MIX
 High-quality mix of fine to medium
 aggregates & integrated color

➔ VISIT [Beldgard.com/Quality](http://Belgard.com/Quality)
 FOR MORE INFORMATION

QUALITY TO THE CORE

Belgard pavers are the most trusted on the market with top quality materials and color blends in every paving stone. Depending on your product selections, there are additional options that can further enhance your paver designs or increase the durability of your outdoor spaces.

ENHANCEMENT OPTIONS	LIFETIME LIMITED WARRANTY	DURABILITY	SUPERIOR STRENGTH	WITHSTAND FADING	WEATHER RESISTANCE	STAIN RESISTANCE	ENHANCED ABSORPTION PROTECTION	ENHANCED COLORS	LASTING TEXTURE
Color Boost Sealer <i>See page 108</i>		•		•	•		•	•	•
Wet Look Sealer <i>See page 108</i>		•		•	•	•	•	•	•
DuraFusion™	•	•	•		•		•	•	•
Artisan Textures <i>See collection on page 16</i>	•	•							•
Foundation Mix	•	•							•
Core Mix	•	•							•



*Look
for this*

to find products that can
be easily installed together
with minimal waste.

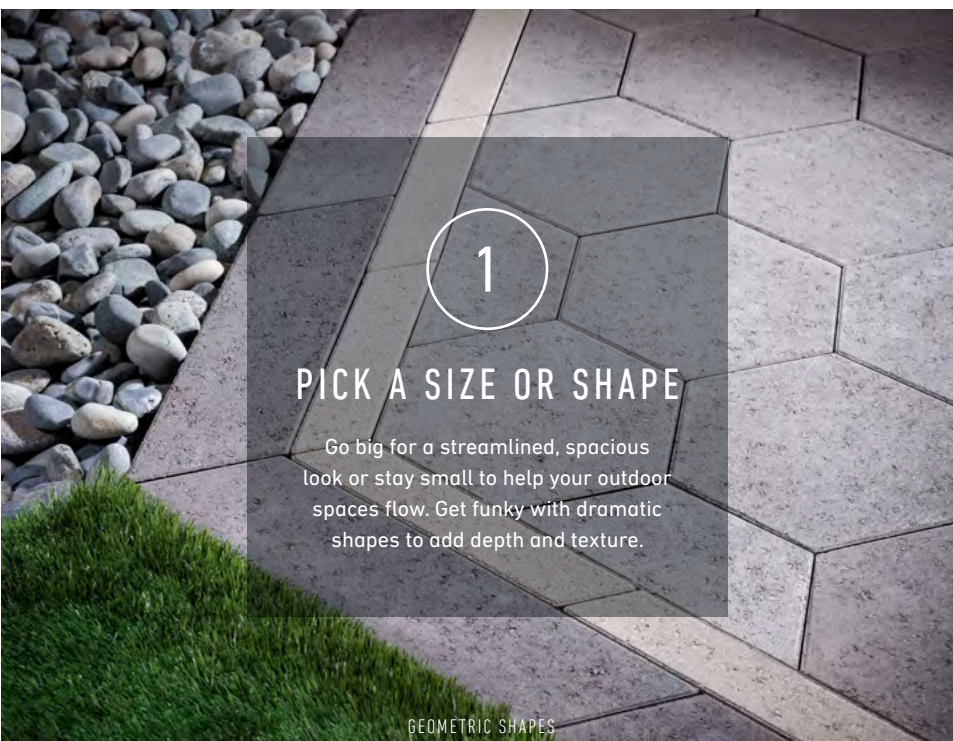


AN ARRAY OF COLORS, TEXTURES & SHAPES

DESIGNED TO PAIR EFFORTLESSLY TOGETHER

We've expanded our selections of modular pavers that are all designed in 3-inch increments to simplify the creation of custom outdoor spaces. Modular sizing provides a simpler design process, faster installation and less waste.

LARGE, SMALL & EVERYTHING IN-BETWEEN

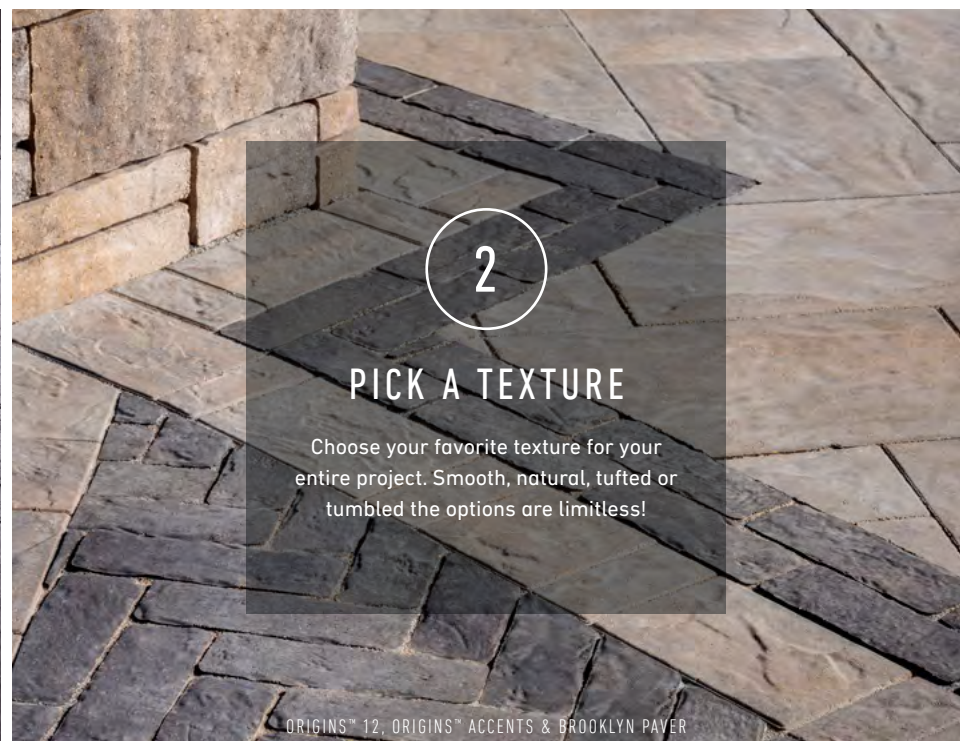


1

PICK A SIZE OR SHAPE

Go big for a streamlined, spacious look or stay small to help your outdoor spaces flow. Get funky with dramatic shapes to add depth and texture.

GEOMETRIC SHAPES

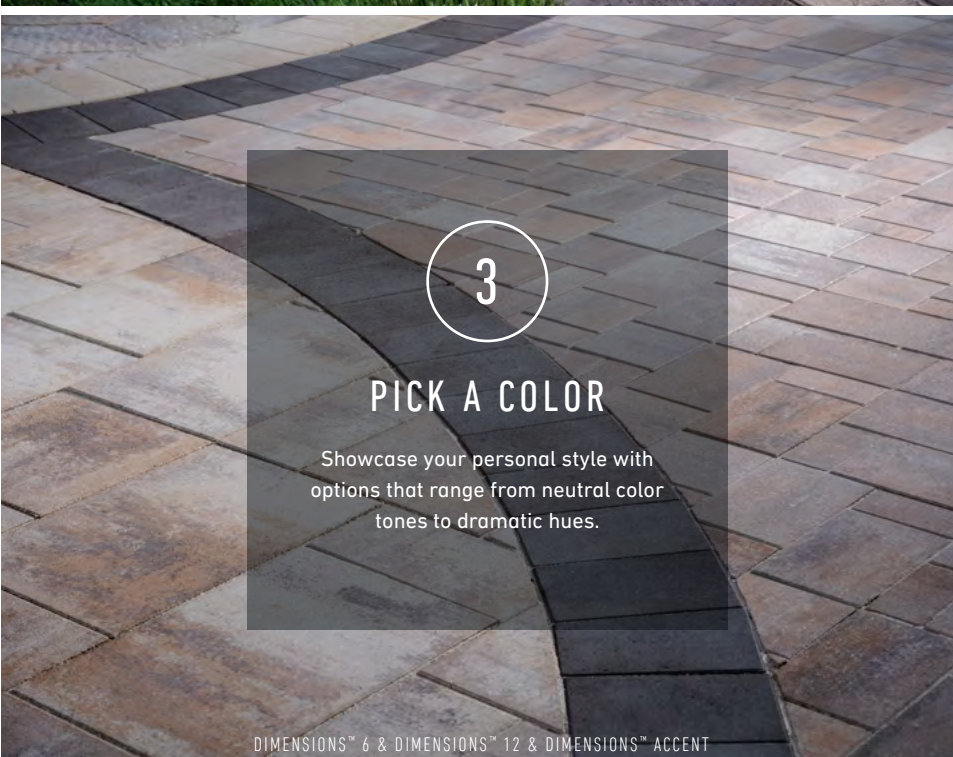


2

PICK A TEXTURE

Choose your favorite texture for your entire project. Smooth, natural, tufted or tumbled the options are limitless!

ORIGINS™ 12, ORIGINS™ ACCENTS & BROOKLYN PAVER

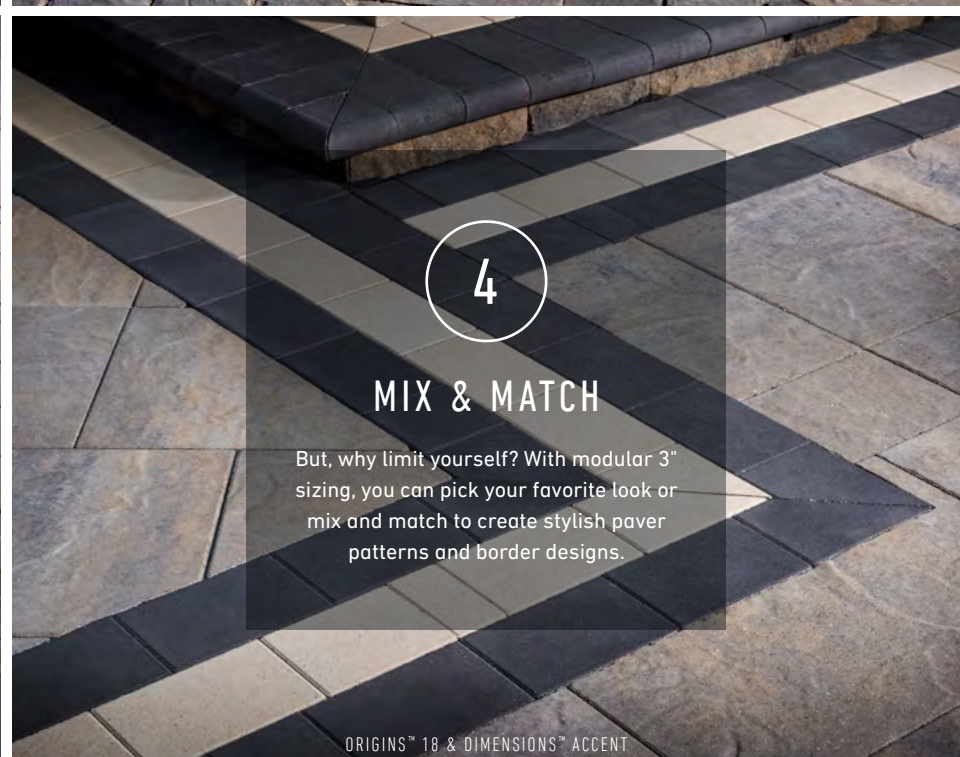


3

PICK A COLOR

Showcase your personal style with options that range from neutral color tones to dramatic hues.

DIMENSIONS™ 6 & DIMENSIONS™ 12 & DIMENSIONS™ ACCENT



4

MIX & MATCH

But, why limit yourself? With modular 3" sizing, you can pick your favorite look or mix and match to create stylish paver patterns and border designs.

ORIGINS™ 18 & DIMENSIONS™ ACCENT



ARTISAN

16
Empire Paver

METROPOLITAN

18
Catalina Grana®

20
Dimensions™

22
Dimensions™ Accent

24
Dimensions™ Slab

26
Geometric Shapes

28
Melville™ Plank

30
Plaza Paver

NATURAL

32
Avalon Slate

34
Mega-Arbel®
Patio Slab

36
Origins™

38
Mega-Lafitt®

HERITAGE

40
Belgian Cobble®

42
Cambridge Cobble®
& Circle Kit

44
Dublin Cobble®
& Circle Kit

46
Old World Paver™

48
Holland Stone

ENVIRONMENTAL

50
Aqualine™

52
Eco Dublin®

53
Turfstone™

54
Urbana® Stone

PORCELAIN

56
Ardesie

58
Quarziti 2.0

59
Silverlake

60
Verona™

61
Noon

62
Glocal

LEGEND



slate • smooth • tumbled



PAVERS


Basalt™



INTRODUCING IN 2023

ARTISAN COLLECTION **A**


Textiles™



Papyrus™




Empire™





EMPIRE

PAVER / 60MM



3 x 12



MIDNIGHT



SCANDINA GRAY





CATALINA GRANA[®]

PAVER / 60MM



6 x 12

9 x 12

12 x 12



AUTUMN



RIO



TOSCANA



VICTORIAN



DURAFUSION™
Unmatched Durability
*Please refer to page 9 for
more information.*

 **DIMENSIONS™**
3-PIECE SYSTEM / 60MM



Dimensions 12

6 x 12

12 x 12

12 x 18

Dimensions 18

9 x 18

18 x 18

18 x 27



GRAPHITE



SCANDINA GRAY



VICTORIAN




 MOUNTAIN ASH



 TOFINO GRAY

design tip

 Protect your investment with sealant. See page 108




DURAFUSION™
Unmatched Durability
*Please refer to page 9 for
more information.*



DIMENSIONS™

ACCENT / 60MM



3 x 9

6 x 9

6 x 12



GRAPHITE
6 x 9 only



SCANDINA GRAY
6 x 9 only



VICTORIAN
6 x 9 only

HGTV
DREAM HOME
PROUD SPONSOR 2023

Belgard.com/HGTVdreamhome




 **MIDNIGHT**
3 x 9 and 6 x 12 special order only





DIMENSIONS™

SLAB / 60MM



12 x 24

24 x 24




DARK CHARCOAL



GRAY

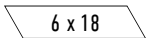
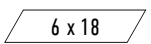
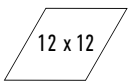
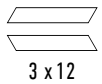
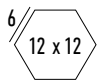



VICTORIAN



GEOMETRIC SHAPES

PAVER / 60MM



FOUNDRY



GRAPHITE



LINEN



MELVILLE™

PLANK / 60MM



5 x 11¹³/₁₆

5 x 15³/₄

5 x 19¹¹/₁₆

7¹/₂ x
11¹³/₁₆

7¹/₂ x 15³/₄

7¹/₂ x 19¹¹/₁₆



GRAY



RIO





PLAZA

SLAB / 50MM



DARK CHARCOAL



GRAY



RIO



VICTORIAN

23³/₈ x 23³/₈

FINISH YOUR SPACE

For a cohesive look, add finishing touches to your space with these products that coordinate with the **Metropolitan Collection**. Rendered by Belgard Design Studio

MELVILLE™
FIREPLACE
PAGE 90

ARTFORMS™
PAGE 86

BARRETTE OUTDOOR LIVING®
ALUMINUM PERGOLA
BarretteOutdoorLiving.com

MOISTURESHIELD® MERIDIAN™
COMPOSITE DECKING
MoistureShield.com/Meridian

PEBBLETEC®
FIRE BOWL
PebbleTec.com


MELVILLE™ WALL AND CAP
PAGE 68

TRU-SCAPES®
MODERN PATH LIGHT
PAGE 109



AVALON SLATE

PAVER / 60MM



6 x 12

9 x 12

12 x 12



AUTUMN



RIO



TOSCANA



VICTORIAN




design tip

We recommend NOCO™
Polymeric Joint for this
product. See page 108

MEGA-ARBEL®

PATIO SLAB / 60MM



60mm product is not recommended for driveway or other vehicular applications. Mega-Arbel 80mm available upon request. Contact your Belgard representative for pricing and lead times.



AUTUMN



RIO



TOSCANA



VICTORIAN



DURAFUSION™
Unmatched Durability
*Please refer to page 9 for
more information.*

 **ORIGINS™**
3-PIECE SYSTEM / 60MM



Origins Accent

6 x 9

Origins 12

6 x 12

12 x 12

12 x 18

Origins 18

9 x 18

18 x 18

18 x 27

**Only in 6x9 accent*

RAINIER



DARK CHARCOAL*



RIO



VICTORIAN



HGTV
DREAM HOME
PROUD SPONSOR 2023

Belgard.com/HGTVdreamhome






MEGA-LAFITT®

PAVER / 80MM



VICTORIAN



FINISH YOUR SPACE

For a cohesive look, add finishing touches to your space with these products that coordinate with the **Natural Collection**. *Rendered by Belgard Design Studio*

BARRETTE OUTDOOR LIVING®
SANIBEL DECORATIVE SCREEN PANELS
BarretteOutdoorLiving.com

MOISTURESHIELD® ELEVATE™
COMPOSITE DECKING
MoistureShield.com/Elevate

ELEMENTS™
GRILL & DOORS
PAGE 88

LANDINGS™ STEP
PAGE 107

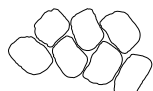
TRU-SCAPES®
PAVER LIGHTS
PAGE 109

ASHLAR TANDEM™
WALL & CAP
PAGE 70




BELGIAN COBBLE[®]

PAVER / 60MM



VARIABLE x 23%

Product comes untumbled



DARK CHARCOAL



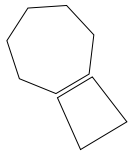
design tip



Enliven your outdoor space
with a splash of TIDEPOOL, one
of Belgard's Colors of the Year.
See page 8

CAMBRIDGE COBBLE®

PAVER / CIRCLE KIT / 60MM



6 x VARIABLE*

6 x 6

6 x 9

**Circle Kit only available in Victorian*



DARK CHARCOAL
6 x 9 only



RIO



TOSCANA

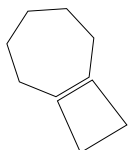



VICTORIAN



DUBLIN COBBLE[®]

PAVER / CIRCLE KIT / 60MM



6 x VARIABLE*

3 x 6

6 x 6

6 x 9

**Circle Kit only available in Victorian*



AUTUMN



RIO



TOSCANA



VICTORIAN



OLD WORLD PAVER™

PAVER / 80MM



5 x 7¹¹/₁₆

5 x 10¹/₄

5 x 12¹³/₁₆



VICTORIAN







HOLLAND STONE

PAVER / 60MM



Available in 80mm as special order. Available for machine install. Contact your local Belgard® representative for lead times.



AUTUMN



DARK CHARCOAL



RIO



VICTORIAN

4 x 8

FINISH YOUR SPACE

For a cohesive look, add finishing touches to your space with these products that coordinate with the **Heritage Collection**. *Rendered by Belgard Design Studio*

BARRETTE OUTDOOR LIVING®
VINYL PICKET FENCING
BarretteOutdoorLiving.com

MOISTURESHIELD® VISION™
COMPOSITE DECKING
MoistureShield.com/Vision

DIAMOND® 9D
WALL & CAP
PAGE 72

MARINA™ COPING
PAGE 103

WESTON STONE™
FIRE PIT
PAGE 100

AQUALINE™

PERMEABLE PAVER / 80MM



4½ x 9

9 x 9*

*Available for machine install. Contact your local Belgard® representative for lead times.
* Only available in Graphite and Foundry.*



DARK CHARCOAL



GRAY



VICTORIAN





ECO DUBLIN[®]

PERMEABLE PAVER / 60MM



RIO



VICTORIAN

$3\frac{13}{16} \times 7\frac{7}{8}$

$7\frac{7}{8} \times 7\frac{7}{8}$


$7\frac{7}{8} \times 11\frac{13}{16}$

TURFSTONE™

PERMEABLE PAVER / 80MM



GRAY



15 3/4 x 23 3/8

design tip

We recommend HP NextGel™ Polymeric Sand for non-permeable applications of this product. See page 108

URBANA® STONE

PERMEABLE PAVER / 60MM



$3\frac{15}{16} \times 7\frac{7}{8}$

$7\frac{7}{8} \times 7\frac{7}{8}$

$7\frac{7}{8} \times 11\frac{13}{16}$



AUTUMN



RIO



TOSCANA



VICTORIAN





ARDESIE

STONE FINISH




24 x 24

MIRAGE
Porcelain Design Sustainability



ISLAND
AD 02 NAT



AFRICAN STONE
AD 03 NAT







QUARZITI 2.0

STONE FINISH



*Available only in 24 x 24 and 24 x 48




GLACIER
QR 01 NAT




MOUNTAINS
QR 02 NAT



WATERFALL
QR 03 NAT



RIVER
QR 04 NAT



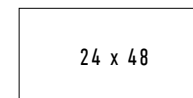
MANTLE*
QR 05 NAT



UNICO



24 x 24



24 x 48

SILVERLAKE

STONE FINISH

design tip


Create a sense of tranquility by enhancing your space with SEAGRASS, one of Belgard's Colors of the Year. See page 8



v3
BRAIES
SK 01 ST



v3
NEMI
SK 04 ST



v4
ORSI
SK 06 ST

24 x 24






VERONA™

STONE FINISH




v3 BLUE STONE
VR 01 ST



v3 PLATINUM
VR 04 ST



v3 TAOS
VR 02 ST



v4 YUKON
VR 03 ST

24 x 24

NOON

WOOD FINISH



MIRAGE
Porcelain. Design. Sustainability.



v4
DAYLIGHT
NN 01 ST



v4
EMBER
NN 02 ST



v3
HONEY
NN 03 ST

12 x 48






GLOCAL

CONCRETE FINISH



v2 IDEAL
GC 03



v2 TYPE
GC 04



v2 CLASSIC
GC 05

24 x 24

24 x 48

FINISH YOUR SPACE

For a cohesive look, add finishing touches to your space with these products that coordinate with the **Porcelain Collection**. *Rendered by Belgard Design Studio*

**BARRETTE OUTDOOR LIVING®
MIXED MATERIAL FENCING**
BarretteOutdoorLiving.com

PORCELAIN VENEER
Belgard.com/Veneer

**PEBBLETEC®
WATER FEATURES**
PebbleTec.com

PEBBLETEC® POOL FINISHES
PebbleTec.com

UNICO COPING
PAGE 104

**MOISTURESHIELD® MERIDIAN™
COMPOSITE DECKING**
MoistureShield.com/Meridian





METROPOLITAN

66
Diamond Pro® PS
Smooth Face

68
Melville™ Wall

69
Melville Tandem™

NATURAL

70
Ashlar Tandem™

71
Belair Wall® 2.0

HERITAGE

72
Diamond®
Straight/Beveled

74
Diamond® 10D

76
Diamond Pro®

78
Highland Stone®

80
Shelton Wall™

82
Weston Stone™

Belgard wall products are backed by the industry's foremost team of experts in the manufacture, design, installation, and maintenance of wall systems.



freestanding • retaining • garden



WALLS

METROPOLITAN
COLLECTION 

COMING
SOON

DIAMOND PRO[®] PS

SMOOTH FACE RETAINING WALL



FOUNDRY



RAINIER



RIO



GRAPHITE



VICTORIAN

*PS: Pin System
Introducing in late 2023.
Rainier swatch represents
product color only, not
surface texture, dimension
and/or shape.*

H x W x D



8 x 18 x 12



8 x 17 1/4 x 7 1/2
Corner





design tip

Integrate the cap block throughout the wall for a multi-dimensional look.

MELVILLE™ WALL

FREESTANDING / RETAINING WALL



DARK CHARCOAL



RIO

H x W x D



4 x 20 x 10



2 x 20 x 13
Can be used as a cap and/or wall block

MELVILLE TANDEM™

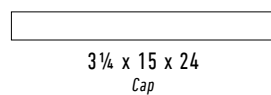
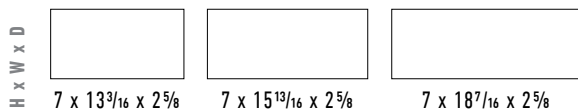
FREESTANDING / RETAINING WALL



GRAY



RIO



ASHLAR TANDEM™

FREESTANDING / RETAINING WALL



RIO

Wall Cap / Column Cap not available



TOSCANA



VICTORIAN

H x W x D




7 x 13³/₁₆ x 2⁵/₈



7 x 15¹³/₁₆ x 2⁵/₈



7 x 18⁷/₁₆ x 2⁵/₈



3¹/₄ x 24 x 15

Wall Cap also available in Dark Charcoal



3¹/₄ x 24 x 24

Column Cap also available in Dark Charcoal

BELAIR WALL[®]

2.0

6" FREESTANDING / RETAINING WALL



DARK CHARCOAL
Cap only



RIO
Cap not available

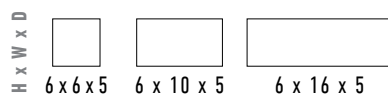


TOSCANA

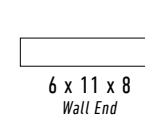
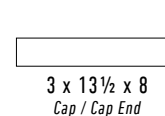
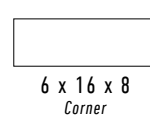
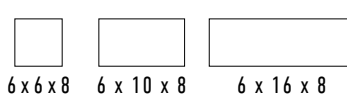


VICTORIAN

FREESTANDING WALL



RETAINING WALL



DIAMOND[®]

STRAIGHT / BEVELED

RETAINING WALL



Not available in Western Washington or Oregon.



GRAY



TAN

STRAIGHT

H x W x D




6 x 17 $\frac{1}{4}$ x 12

BEVELED



6 x 16 x 12



3 x 17 $\frac{1}{4}$ x 13
Universal Cap



DIAMOND[®] 10D

STRAIGHT

RETAINING WALL



*Available in Western Washington and Oregon.
Diamond Cap also available in Autumn, Dark Charcoal and Rainier.*



GRAY

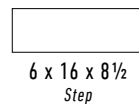
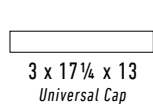
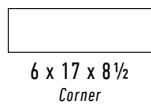
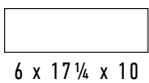


RIO



RAINIER

H x W x D





TAN



TOSCANA



VICTORIAN



DIAMOND PRO[®]

STRAIGHT / BEVELED

RETAINING WALL



*Also available in Desert Blend in Eastern Washington.
Diamond Cap also available in Autumn, Dark Charcoal, Gray, Rainier, Toscana and Victorian.*



GRAY




TAN

H x W x D



8 x 18 x 12

8 x 18 x 9
Corner3 x 17 $\frac{1}{4}$ x 13
Universal Cap



HIGHLAND STONE®

FREESTANDING / RETAINING WALL



RIO

Available in Western Washington



TOSCANA

Available in Western Washington



VICTORIAN



DESERT BLEND

Available in Eastern Washington



SHADOW

Available in Eastern Washington

RETAINING WALL

H x W x D



6 x 6 x 12



6 x 12 x 12



6 x 18 x 12
Large

FREESTANDING WALL



6 x 6 x 12




6 x 12 x 12



6 x 18 x 12
Large



6 x 18 x 12
Corner



3 x 17 1/4 x 13
Universal Cap



SHELTON WALL™

FREESTANDING / RETAINING WALL



TUMBLED



RAINIER



RIO



VICTORIAN

H x W x D




6 x 6 x 10



6 x 12 x 10



6 x 16 x 10



3 x 14 x 12
Cap



UNTUMBLD



RAINIER



RIO



VICTORIAN

H x W x D




6 x 6 x 10



6 x 12 x 10



6 x 16 x 10



3 x 14 x 12
Cap



design tip



Illuminate your space to add ambiance, elegance and improved visibility.
See page 109

WESTON STONE™

FREESTANDING / RETAINING WALL



TUMBLER



AUTUMN



DARK CHARCOAL



RIO



TOSCANA



VICTORIAN


H x W x D



4 x 8 x 8



4 x 12 x 8



4 x 16 x 8



4 x 12 x 8

Universal



4 x 7 1/2 x 8

Wedge



UNTUMBLD



AUTUMN



DARK CHARCOAL



RIO



TOSCANA



VICTORIAN


H x W x D



4 x 8 x 8



4 x 12 x 8



4 x 16 x 8



4 x 12 x 8

Universal



4 x 7 1/2 x 8

Wedge





ARTFORMS™ MODULAR PANEL SYSTEM

86

OUTDOOR KITCHENS & FIRE FEATURES

88

Elements™ Appliances
& Accessories

90

Melville™ Series

92

Bordeaux™ Series

94

Bristol™ Series

96

Brighton™ Series

98

Flagstone Fire Pit

100

Weston Stone™
Fire Pit

101

Weston Stone™ Kits

CAPS, COPING, CURBS & EDGERS

102

Anchor™ Column Cap

103

Marina™ Coping

104

Unico Coping

105

Melville™ Curb

106

Anglia Edger®

STEPS

107

Landings™ Step

PAVER RESTORATION

108

LIGHTING

109

accents • lighting • accessories



CUSTOMIZE YOUR SPACE

design tip



For more project ideas download our Artforms™ Idea Book.


NEW ARTFORMS™
MODULAR PANEL SYSTEM



6 x 36

18 x 36

Artforms simplifies the design of contemporary outdoor living spaces. This unique modular panel system offers sleek lines and rich color blends to create eye-catching outdoor kitchens and limitless outdoor living features.



VISIT [Beldgard.com/Artforms](http://Belgard.com/Artforms)
FOR MORE INSPIRATION

9 DESIGN IDEAS USING ONLY 2 PALLETS*

Two modular panel sizes can create a myriad of outdoor living solutions, offering quicker install without sacrificing style.



ROCKLAND BLACK

SCANDINA GRAY

HGTV
DREAM HOME
PROUD SPONSOR 2023
[Beldgard.com/HGTVdreamhome](http://Belgard.com/HGTVdreamhome)

*one size per pallet



ELEMENTS

Outdoor Essentials for Belgard

Complete your project with essential finishing touches designed to work seamlessly with a variety of Belgard products. Elements enhance both beauty and functionality for better outdoor living.



OUTDOOR COOKING



32" Built-in Grill



40" Built-in Grill



Built-in Oven



Single Side Burner



Double Side Burner

design tip



Download our Idea Book for design ideas creating outdoor kitchens and living rooms using Artforms™ and Elements™ Outdoor Essentials.



OUTDOOR KITCHEN STORAGE



Double Access Doors



Double Drawers



Deluxe Compact Refrigerator

OUTDOOR BAR & SINK



Drop-in Sink



Beverage & Prep Station




Farmhouse Sink

OUTDOOR ACCESSORIES



Rotisserie Kit



Infrared Sear Burner



Stainless Steel Smoker Tray



8pc Pizza Oven Accessory Kit



Gas Timer



Grill Liner



Island Vent

FIRE PIT BURNER KITS & INSERTS




Square Gas Burner Kit



Round Gas Burner Kit



Linear Gas Burner Kit



Smoke-less Insert

VISIT [Beldgard.com/Elements](https://Belgard.com/Elements)
FOR ADDITIONAL INFORMATION

HGTV
DREAM HOME
PROUD SPONSOR 2023
Beldgard.com/HGTVdreamhome





NEW

SPECIAL
ORDER

MELVILLE SERIES


GRILL ISLAND & FIRE FEATURES



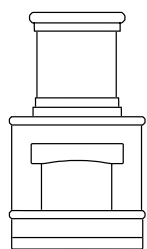
SCANDINA GRAY / MIDNIGHT

PLEASE NOTE: All of our fireplaces and fire pits come standard as wood-burning units. However, our fireplaces and fire pits can be retro-fitted for gas burning log sets and burners. Please contact us for more details at 877-235-4273.

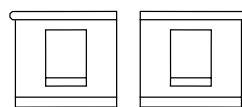
Be sure to check with your local municipality for any codes that may affect your installation. Grill island includes stainless grill and door set. Grill is available in propane or natural gas. Must be specified when placing order.



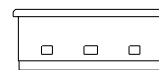
GRILL ISLAND
2'8"D X 5'11"W X 3'5"H
(Grill and doors included)



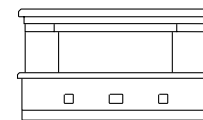
FIREPLACE
2'7"D X 4'3"W X 7'8"H



WOOD BOXES
2'1"D X 3'3"W X 3'1"H EACH
Sold as a pair



LINEAR FIRE TABLE
2'6"D X 5'8"W X 2'5"H




LINEAR FIREPLACE
2'6"D X 7'1"W X 5'4"H



SPECIAL
ORDER

BORDEAUX™ SERIES

GRILL ISLAND & FIRE FEATURES



SIENNA / BUFF



PEWTER / MIDNIGHT



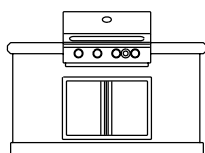
SIENNA / MIDNIGHT



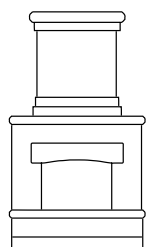
PEWTER / BUFF

PLEASE NOTE: All of our fireplaces and fire pits come standard as wood-burning units. However, our fireplaces and fire pits can be retro-fitted for gas burning log sets and burners. Please contact us for more details at 877-235-4273.

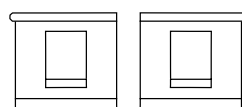
Be sure to check with your local municipality for any codes that may affect your installation. Grill island includes stainless grill and door set. Grill is available in propane or natural gas. Must be specified when placing order.



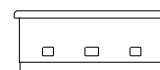
GRILL ISLAND
2'6" D X 5'11" W X 3'5" H
(Grill and doors included)



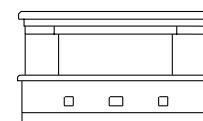
FIREPLACE
2'7" D X 4'3" W X 7'8" H



WOOD BOXES
2'1 1/4" D X 3'3" W X 3'1" H EACH
Sold as a pair



LINEAR FIRE TABLE
2'11" D X 6'2" W X 2'5" H




LINEAR FIREPLACE
3'6 1/2" D X 7'8" W X 4'5 1/4" H



SPECIAL
ORDER

BRISTOL™ SERIES


GRILL ISLAND & FIRE FEATURES




GASCONY TAN / ASHBURY HAZE




COTSWOLD MIST / BROOKSTONE SLATE



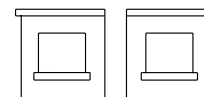
GRILL ISLAND
3'D X 6'4"W X 4'4"H
(Grill and doors included)



FIREPLACE
3'D X 5'W X 9'3"H



HEARTH
2'D X 5'W X 11"H



WOOD BOXES
2'4"D X 3'W X 3'3"H EACH
Sold as a pair

PLEASE NOTE: All of our fireplaces and fire pits come standard as wood-burning units. However, our fireplaces and fire pits can be retro-fitted for gas burning log sets and burners. Please contact us for more details at 877-235-4273.

Be sure to check with your local municipality for any codes that may affect your installation. Grill island includes stainless grill and door set. Grill is available in propane or natural gas. Must be specified when placing order.





BRIGHTON™ SERIES

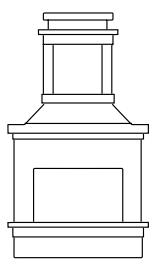
FIREPLACE



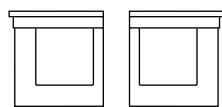
GASCONY TAN / ASHBURY HAZE



COTSWOLD MIST / BROOKSTONE SLATE



FIREPLACE
3'4"D X 4'4"W X 8'4"H



WOOD BOXES
2'4"D X 2'8"W X 2'11"H EACH
Sold as a pair

PLEASE NOTE: All of our fireplaces and fire pits come standard as wood-burning units. However, our fireplaces and fire pits can be retro-fitted for gas burning log sets and burners. Please contact us for more details at 877-235-4273.

Be sure to check with your local municipality for any codes that may affect your installation.

design tip



Upgrade to a smoke-less insert.
See page 89

FLAGSTONE

FIRE PIT



4 x 12 x 9



ARCADIAN



TRANQUIL

PLEASE NOTE: All of our fireplaces and fire pits come standard as wood-burning units. However, our fireplaces and fire pits can be retro-fitted for gas burning log sets and burners. Please contact us for more details at 877-235-4273.

Be sure to check with your local municipality for any codes that may affect your installation.

Grate and steel ring optional.







100

PRODUCT CATALOG

WESTON STONE™

FIRE PIT KIT



AUTUMN



RIO




TOSCANA



VICTORIAN

PLEASE NOTE: All of our fireplaces and fire pits come standard as wood-burning units. However, our fireplaces and fire pits can be retro-fitted for gas burning log sets and burners. Please contact us for more details at 877-235-4273.

Be sure to check with your local municipality for any codes that may affect your installation.



4 x 7 1/2 x 8

WESTON STONE™



KITS



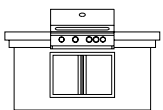
GRAPHITE



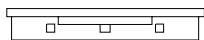
TOSCANA



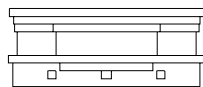
VICTORIAN



GRILL ISLAND
2'6"D X 5'11"W X 3'5"H
(Grill and doors included)



LINEAR FIRE TABLE
2'11"D X 6'2"W X 2'5"H



LINEAR FIREPLACE
3'6½"D X 7'8"W X 4'5¼"H

PLEASE NOTE: All of our fireplaces and fire pits come standard as wood-burning units. However, our fireplaces and fire pits can be retro-fitted for gas burning log sets and burners. Please contact us for more details at 877-235-4273.

Be sure to check with your local municipality for any codes that may affect your installation.


Grill is available in propane or natural gas. Must be specified when placing order.






ANCHOR™


COLUMN CAP



DARK CHARCOAL



TOSCANA



VICTORIAN


28 x 28

MARINA™

COPING / 60MM



DARK CHARCOAL




VICTORIAN

6 x 12



UNICO

COPING / 20MM




  **GLACIER**
QR 01 NAT



  **MOUNTAINS**
QR 02 NAT



 **WATERFALL**
QR 03 NAT





 **RIVER**
QR 04 NAT




13 x 23 1/2

MELVILLE™

CURB



DARK CHARCOAL



RIO

4 x 24 x 6 1/2



ANGLIA EDGER[®]

EDGER



DARK CHARCOAL



TOSCANA




VICTORIAN




5 1/4 x 8 1/8 x 8



5 1/4 x 10 1/2 x 8



5 1/4 x 15 5/8 x 8



5 1/4 x 18 x 8

LANDINGS™

STEP UNIT

HGTV
DREAM HOME
PROUD SPONSOR 2023

Belgard.com/HGTVdreamhome



GRAY



DARK CHARCOAL



TOSCANA



VICTORIAN



6 x 48 x 18





INSTALLATION, RESTORATION & PROTECTION

VISIT Techniseal.com
FOR MORE INFORMATION



JOINTING PRODUCTS



The smart choice for everyday installations



High-performance, the only real no haze, no dust alternative



No compaction – true alternative to mortar, stone dust and polymeric stone dust



Multi-weather jointing compound

STAIN REMOVERS *Special Order*



Organic stain remover



Paint, tar & rubber stain remover



Rust stain remover



Dirt & grease stain remover



Pro-grade oil & grease remover

CLEANERS



Paver restorer removes haze created by some polymeric sands



Paver Prep dislodges efflorescence and ground-in dirt

SEALERS



Natural color with matte finish



Enhanced color with matte finish



Natural color with satin finish



Enhanced color with gloss finish

ADHESIVES




Hardscape foam adhesive



Vertical hardscape adhesive


EDGING & ACCESSORIES



Edging, Spacers & Panel Base System



Fortified hardscape concrete edging



Enhanced with Color Boost


HARDSCAPE & LANDSCAPE LIGHTING SOLUTIONS

PAVER LIGHTS *for Walkways*

Available in black or modern gray finish



6", 8" & 9" Paver Lights



Gray finish utilizes a white bulb

HARDSCAPE LIGHTS *for Steps & Walls*

Available in black, bronze or modern gray finish



7" Hardscape Light



NEW Color Changing Bulb Option
Also available in other select products

ACCENT/SPOT LIGHTS *for Plants, Trees, Houses & Landscape Features*

Available in black or bronze finish



Traditional Accent Light



High Power Accent Light



Wall Wash Light

LOW VOLTAGE PATHWAY LIGHTS *for Pathways, Patio Edges & Flower Beds*

Available in black or bronze finish



Traditional Path Light



Classic Path Light



Modern Path Light

PILLAR LIGHTS *for Pillars & Columns*



Traditional Pillar Light




Modern Pillar Light



Noble Pillar Light
Color changing bulb available

VISIT Belgard.com/Lighting
FOR MORE INFORMATION



TOP: Dimensions™ 18 with Origins™ Accent 6 x 9 border, Mega-Arbel® Patio Slab rug accent, Highland Stone® seat wall and fire pit with Coping Stone cap, Highland Stone® column kit with Column Cap and Tru-Scapes® Pillar Light

MIDDLE: Noon porcelain paver by Mirage® and Melville™ Wall with Marina™ coping cap

BOTTOM: Origins™ 12 with Origins™ Accent 6 x 9 and Dimensions™ Accent 6 x 9 border



DESIGN

ideas & **INSPIRATION**



*LEFT: Dimensions™ 12 with
Dimensions™ Accent 6 x 9 border
and Highland Stone® wall*



*ABOVE: Dimensions™ 18, Melville™ Tandem Wall,
Marina™ Coping*

TOP LEFT: Weston Stone™ with Marina™ Coping foot rail

*BOTTOM LEFT: Dimensions™ 12, Dimensions™ Accent
6 x 9 border, Melville™ Wall*

*TOP RIGHT: Origins™ 18 with Origins™ Accent 6 x 9,
Ashlar Tandem™ custom fire pit and kitchen with
Marina™ Coping foot rail*


BOTTOM RIGHT: Dimensions™ 18, Marina™ Coping



INSPIRATION GALLERY

Browse images by project type and
save or share your favorites.

[Belgard.com/Inspiration](https://belgard.com/inspiration)






ABOVE: Ashlar Tandem™ custom kitchen

RIGHT: Mega-Arbel® Patio Slab, Dublin Cobble®, Shelton Wall™ and Marina™ Coping




RIGHT TOP: Dublin Cobble and Belgian Cobble












RIGHT BOTTOM: Catalina Grana®, Avalon Slate, Holland Stone and Melville™ Wall with Melville Tandem™ Cap



PAVERS






PALLET INFORMATION / ESTIMATING CHART




III CATALINA GRANA®		SQFT/ PALLET	SQFT/ LAYER	LAYERS/ PALLET	UNITS/ PALLET	UNITS/ LAYER	LNFT PALLET (SOLDIER)	LNFT PALLET (SAILOR)	SQFT/ UNIT	UNITS/ SQFT	WEIGHT/ UNIT	WEIGHT/ LAYER LBS	WEIGHT PALLET LBS
3-PIECE 60MM		6 x 12 x 2 ³ / ₈	30	3	-	60	6	-	-	.5	-	-	-
		9 x 12 x 2 ³ / ₈	30	3	-	40	4	-	-	.75	-	-	-
		12 x 12 x 2 ³ / ₈	60	6	-	60	6	-	-	1	-	-	-
TOTAL		120	12	10	160	16	160	-	-	-	27	324	3240


III DIMENSIONS™		SQFT/ PALLET	SQFT/ LAYER	LAYER/ PALLET	UNITS/ PALLET	WEIGHT/ PALLET
12		6 x 12 x 2 ³ / ₈	120.0	12.0	10	40
		12 x 12 x 2 ³ / ₈				40
		12 x 18 x 2 ³ / ₈				40
18		9 x 18 x 2 ³ / ₈	112.5	11.25	10	20
		18 x 18 x 2 ³ / ₈				10
		18 x 27 x 2 ³ / ₈				20
ACCENT 3 X 9		3 x 9 x 2 ³ / ₈	103.1	10.3	10	550
ACCENT 6 X 9		6 x 9 x 2 ³ / ₈	112.5	11.25	10	300
ACCENT 6 X 12		6 x 12 x 2 ³ / ₈	-	-	-	-
SLAB 12 X 24		12 x 24 x 2 ³ / ₈	120.0	12.0	10	60
SLAB 24 X 24		24 x 24 x 2 ³ / ₈	80.0	8.0	10	20

PAVERS

PALLET INFORMATION / ESTIMATING CHART





DUBLIN COBBLE®			SQFT/ PALLET	SQFT/ LAYER	LAYERS/ PALLET	UNITS/ PALLET	UNITS/ LAYER	LNFT PALLET (SOLDIER)	LNFT PALLET (SAILOR)	SQFT/ UNIT	UNITS/ SQFT	WEIGHT/ UNIT	WEIGHT/ LAYER LBS	WEIGHT PALLET LBS
3-PIECE MODULAR 60MM		3 x 6 x 2 ³ / ₈	-	-	-	160	16	-	-	-	-	-	-	-
		6 x 6 x 2 ³ / ₈	-	-	-	160	16	-	-	-	-	-	-	-
		6 x 9 x 2 ³ / ₈	-	-	-	160	16	-	-	-	-	-	-	-
TOTAL			114	11.4	10	480	48	-	225	-	-	27	304.1	3041
LG. SQUARE		9 x 9 x 2 ³ / ₈	106	10.6	10	200	20	148	148	0.55	1.82	14.82	296.4	2964
CIRCLE		6 x Variable x 2 ³ / ₈	75	9.33	-	8	-	-	-	-	-	-	-	2485



ECO DUBLIN®			SQFT/ PALLET	SQFT/ LAYER	LAYERS/ PALLET	UNITS/ PALLET	UNITS/ LAYER	LNFT PALLET (SOLDIER)	LNFT PALLET (SAILOR)	SQFT/ UNIT	UNITS/ SQFT	WEIGHT/ UNIT	WEIGHT/ LAYER LBS	WEIGHT PALLET LBS
3-PIECE MODULAR 60MM		3 ¹³ / ₁₆ x 7 ⁷ / ₈ x 2 ³ / ₈	-	-	-	120	9	-	-	.166	-	-	-	-
		7 ⁷ / ₈ x 7 ⁷ / ₈ x 2 ³ / ₈	-	-	-	64	9	-	-	.334	-	-	-	-
		7 ⁷ / ₈ x 11 ¹³ / ₁₆ x 2 ³ / ₈	-	-	-	104	9	-	-	.5	-	-	-	-
TOTAL			120	12	10	288	27	-	-	-	-	-	-	3250


EMPIRE			SQFT/ PALLET	SQFT/ LAYER	LAYERS/ PALLET	UNITS/ PALLET	UNITS/ LAYER	LNFT PALLET (SOLDIER)	LNFT PALLET (SAILOR)	SQFT/ UNIT	UNITS/ SQFT	WEIGHT/ UNIT	WEIGHT/ LAYER LBS	WEIGHT PALLET LBS
3 X 12		3 x 12 x 2 ³ / ₈	110	11	10	440	44	-	-	.25	4	6.75	69.5	3056


PAVERS

PALLET INFORMATION / ESTIMATING CHART

GEOMETRIC SHAPES			SQFT/ PALLET	SQFT/ LAYER	LAYERS/ PALLET	UNITS/ PALLET	UNITS/ LAYER	LNFT PALLET (SOLDIER)	LNFT PALLET (SAILOR)	SQFT/ UNIT	UNITS/ SQFT	WEIGHT/ UNIT	WEIGHT/ LAYER LBS	WEIGHT PALLET LBS
1-PIECE		12 x 12 x 2 ³ / ₈	100	9.09	11	154	-	-	-	0.65	-	-	-	2845
1-PIECE		3 x 12 x 2 ³ / ₈	85.73	7.79	11	396	-	-	-	0.2164	-	-	-	2392
1-PIECE		12 x 12 x 2 ³ / ₈	93.53	7.79	12	108	-	-	-	0.866	-	-	-	2664
1-PIECE		6 x 18 x 2 ³ / ₈	114.31	10.39	11	176	-	-	-	0.65	-	-	-	3225

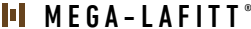




GLOCAL			GROSS WEIGHT / BOX	PIECES / BOX	SQFT / BOX	BOXES / PALLET	SQFT / PALLET	GROSS WEIGHT / PALLET
24 X 24		23.54 x 23.54 x 3/4	72	2	7.75	30	232.5	2160
24 X 48		23.54 x 47.17 x 3/4	74	1	7.75	35	271.25	2621








HOLLAND STONE			SQFT/ PALLET	SQFT/ LAYER	LAYERS/ PALLET	UNITS/ PALLET	UNITS/ LAYER	LNFT PALLET (SOLDIER)	LNFT PALLET (SAILOR)	SQFT/ UNIT	UNITS/ SQFT	WEIGHT/ UNIT	WEIGHT/ LAYER LBS	WEIGHT PALLET LBS
60MM		4 x 8 x 2 ³ / ₈	120	11.7	10	540	54	180	360	0.22	4.5	27	324	3240



MEGA-ARBEL® PATIO SLAB			SQFT/ PALLET	SQFT/ LAYER	LAYERS/ PALLET	UNITS/ PALLET	UNITS/ LAYER	LNFT PALLET (SOLDIER)	LNFT PALLET (SAILOR)	SQFT/ UNIT	UNITS/ SQFT	WEIGHT/ UNIT	WEIGHT/ LAYER LBS	WEIGHT PALLET LBS
60MM		15 ³ / ₈ x 21 x 2 ³ / ₈	104.4	8.7	12	72	6	-	-	2.24	-	26.5	230.5	2766

PAVERS

PALLET INFORMATION / ESTIMATING CHART




 MEGA-LAFITT®		SQFT/ PALLET	SQFT/ LAYER	LAYERS/ PALLET	UNITS/ PALLET	UNITS/ LAYER	LNFT PALLET (SOLDIER)	LNFT PALLET (SAILOR)	SQFT/ UNIT	UNITS/ SQFT	WEIGHT/ UNIT	WEIGHT/ LAYER LBS	WEIGHT PALLET LBS
3-PIECE 80MM		13.3	1.5	9	36	4	-	-	.38	-	-	-	-
		27	3	9	36	4	-	-	.77	-	-	-	-
		50.8	5.6	9	45	5	-	-	1.14	-	-	-	-
TOTAL		92.7	10.3	9	117	13	-	-	-	-	-	350.2	3152
LG SQ 80MM		93	10.33	9	54	6	70.2	70.2	1.71	0.58	34 SF	351.3	3162


 MELVILLE™ PLANK		SQFT/ PALLET	SQFT/ LAYER	LAYERS/ PALLET	UNITS/ PALLET	UNITS/ LAYER	LNFT PALLET (SOLDIER)	LNFT PALLET (SAILOR)	SQFT/ UNIT	UNITS/ SQFT	WEIGHT/ UNIT	WEIGHT/ LAYER LBS	WEIGHT PALLET LBS
3-PIECE LARGE 60MM		-	-	-	-	-	-	-	.62	-	-	-	-
		-	-	-	-	-	-	-	.82	-	-	-	-
		-	-	-	-	-	-	-	1.03	-	-	-	-
TOTAL		122.7	12.27	10	150	15	-	-	-	-	-	322	3220
3-PIECE SLIM 60MM		-	-	-	36	-	-	-	.41	-	-	-	-
		-	-	-	36	-	-	-	.55	-	-	-	-
		-	-	-	24	-	-	-	.68	-	-	-	-
TOTAL		114.5	11.45	10	210	21	-	-	-	-	-	322	3220


 NOON		GROSS WEIGHT / BOX	PIECES / BOX	SQFT / BOX	BOXES / PALLET	SQFT / PALLET	GROSS WEIGHT / PALLET
12 X 48		74	2	7.75	36	279	2664




PAVERS


PALLET INFORMATION / ESTIMATING CHART

■ QUARZITI 2.0			GROSS WEIGHT / BOX	PIECES / BOX	SQFT / BOX	BOXES / PALLET	SQFT / PALLET	GROSS WEIGHT / PALLET
24 X 24		23.54 x 23.54 x 3/4	33 kg / 72 lbs	2	7.75	30	232.5	980 kg / 2160 lbs
24 X 48		23.54 x 47.17 x 3/4	34 kg / 74 lbs	1	7.75	35	271.25	1189 kg / 2621 lbs
UNICO		12.99 x 23.54 x 3/4	24 kg / 52 lbs	3	6.37	40	254.82	943 kg / 2080 lbs

■ SILVERLAKE			GROSS WEIGHT / BOX	PIECES / BOX	SQFT / BOX	BOXES / PALLET	SQFT / PALLET	GROSS WEIGHT / PALLET
24 X 24		23.54 x 23.54 x 3/4	72	2	7.75	30	232.5	2160












■ TURFSTONE™			SQFT/ PALLET	SQFT/ LAYER	LAYERS/ PALLET	UNITS/ PALLET	UNITS/ LAYER	LNFT PALLET (SOLDIER)	LNFT PALLET (SAILOR)	SQFT/ UNIT	UNITS/ SQFT	WEIGHT/ UNIT	WEIGHT/ LAYER LBS	WEIGHT PALLET LBS
80MM		15 3/4 x 23 5/8 x 3 1/8	101	12.63	8	40	5	52.5	78.75	-	3	64.38	321.88	2575

■ URBANA® STONE			SQFT/ PALLET	SQFT/ LAYER	LAYERS/ PALLET	UNITS/ PALLET	UNITS/ LAYER	LNFT PALLET (SOLDIER)	LNFT PALLET (SAILOR)	SQFT/ UNIT	UNITS/ SQFT	WEIGHT/ UNIT	WEIGHT/ LAYER LBS	WEIGHT PALLET LBS
3-PIECE MODULAR 60MM		7 7/8 x 3 15/16 x 2 3/8	19.17	1.9	-	90	9	-	-	.22	-	-	-	-
		7 7/8 x 7 7/8 x 2 3/8	38.97	4	-	90	9	-	-	.43	-	-	-	-
		7 7/8 x 11 13/16 x 2 3/8	58.23	6	-	90	9	-	-	.65	-	-	-	-
TOTAL			116.4	11.64	10	270	-	-	180	-	-	-	314.2	3142

■ VERONA			GROSS WEIGHT / BOX	PIECES / BOX	SQFT / BOX	BOXES / PALLET	SQFT / PALLET	GROSS WEIGHT / PALLET
24 X 24		23.54 x 23.54 x 3/4	72	2	7.75	30	232.5	2160



WALLS



PALLET INFORMATION / ESTIMATING CHART



 BELAIR WALL® 2.0		SQFT/ PALLET	SQFT/ LAYER	LAYERS/ PALLET	UNITS/ PALLET	UNITS/ LAYER	LNFT PALLET (SOLDIER)	LNFT PALLET (SAILOR)	SQFT/ UNIT	WEIGHT/ UNIT	WEIGHT/ LAYER LBS	WEIGHT/ PALLET LBS
6" FSW		6 x 6 x 5	-	-	-	30	-	-	-	-	-	-
		6 x 10 x 5	-	-	-	30	-	-	-	-	-	-
		6 x 16 x 5	-	-	-	60	-	-	-	-	-	-
TOTAL		30	6	5	120	-	-	-	-	-	588	2939
6" SRW		6 x 6 x 8	.375	1.25	-	15	-	-	-	-	-	-
		6 x 10 x 8	6.25	2.08	-	15	-	-	-	-	-	-
		6 x 16 x 8	20	6.67	-	30	-	-	-	-	-	-
TOTAL		30	10	3	60	-	-	-	-	-	772	2318
COLUMN/ CORNER		6 x 16 x 8	28	-	2	28	14	-	-	-	825	1650
CAP END		3 x 7 / 8 x 13½	-	-	8	144	18	-	-	-	400	3200
CAP END		3 x 8 x 13½	-	-	3	36	12	-	-	-	300	900
WALL END		6 x 8 x 11	86.2	-	-	56	-	-	-	-	-	3050



WALLS

PALLET INFORMATION / ESTIMATING CHART

DIAMOND®			SQFT/ PALLET	SQFT/ LAYER	LAYERS/ PALLET	UNITS/ PALLET	UNITS/ LAYER	LNFT PALLET (SOLDIER)	LNFT PALLET (SAILOR)	SQFT/ UNIT	UNITS/ SQFT	WEIGHT/ UNIT	WEIGHT/ LAYER LBS	WEIGHT PALLET LBS
STRAIGHT FACE		6 x 17¼ x 12	30	6.48	5	45	9	-	1.33	0.67	1.5	69	621	3155
BEVELED FACE		6 x 16 x 12	30	5.94	5	45	9	-	1.33	0.67	1.5	69	621	3155




DIAMOND® 10D			SQFT/ PALLET	SQFT/ LAYER	LAYERS/ PALLET	UNITS/ PALLET	UNITS/ LAYER	LNFT PALLET (SOLDIER)	LNFT PALLET (SAILOR)	SQFT/ UNIT	UNITS/ SQFT	WEIGHT/ UNIT	WEIGHT/ LAYER LBS	WEIGHT PALLET LBS
STRAIGHT FACE		6 x 17¼ x 10	39.4	6.57	6	54	9	-	-	0.73	-	62	558	3348
CORNER		6 x 17¼ x 8½	-	-	4	40	10	-	-	-	-	-	-	2725









DIAMOND PRO®			SQFT/ PALLET	SQFT/ LAYER	LAYERS/ PALLET	UNITS/ PALLET	UNITS/ LAYER	LNFT PALLET (SOLDIER)	LNFT PALLET (SAILOR)	SQFT/ UNIT	UNITS/ SQFT	WEIGHT/ UNIT	WEIGHT/ LAYER LBS	WEIGHT PALLET LBS
STRAIGHT FACE		8 x 18 x 12	45	9	5	45	9	-	-	1	1	74	370	3380
BEVELED FACE		8 x 18 x 12	45	9	5	45	9	-	-	1	1	74	370	3380



DIAMOND PRO® VIRTUAL JOINT			SQFT/ PALLET	SQFT/ LAYER	LAYERS/ PALLET	UNITS/ PALLET	UNITS/ LAYER	LNFT PALLET (SOLDIER)	LNFT PALLET (SAILOR)	SQFT/ UNIT	UNITS/ SQFT	WEIGHT/ UNIT	WEIGHT/ LAYER LBS	WEIGHT PALLET LBS
LEFT UNIT		8 x 18 x 12	45	9	5	45	9	-	-	1	1	74	370	3380
RIGHT UNIT		8 x 18 x 12	45	9	5	45	9	-	-	1	1	74	370	3380

WALLS

PALLET INFORMATION / ESTIMATING CHART

DIAMOND® ACCESSORIES			SQFT/ PALLET	SQFT/ LAYER	LAYERS/ PALLET	UNITS/ PALLET	UNITS/ LAYER	LNFT PALLET (SOLDIER)	LNFT PALLET (SAILOR)	SQFT/ UNIT	UNITS/ SQFT	WEIGHT/ UNIT	WEIGHT/ LAYER LBS	WEIGHT PALLET LBS
STEP 10D & PRO		6 x 16 x 12	40	8	5	40	8	-	-	1	1	95	760	3800
CORNER PRO		8 x 18 x 9	60	15	4	40	10	-	-	1	1	90	900	3600
XL CAP		3 x 17¼ x 13	22.5	3	8	72	9	-	-	1.56	.64	47	423	3434

HIGHLAND STONE®			SQFT/ PALLET	SQFT/ LAYER	LAYERS/ PALLET	UNITS/ PALLET	UNITS/ LAYER	LNFT PALLET (SOLDIER)	LNFT PALLET (SAILOR)	SQFT/ UNIT	UNITS/ SQFT	WEIGHT/ UNIT	WEIGHT/ LAYER LBS	WEIGHT PALLET LBS
6" FSW SMALL		6 X 6/4 X 9	-	-	-	-	-	-	-	-	-	-	-	-
12" FSW MEDIUM		6 X 12/10 X 9	-	-	-	-	-	-	-	-	-	-	-	-
(ONLY SOLD AS PAIR) TOTAL			29.2	-	5	40	8	-	-	-	-	-	-	2630
18" FSW LARGE		6 x 18/16 X 9	32	-	5	40	8	-	-	-	-	85	-	2850
6" SRW SMALL		6 X 6 X 12	-	-	-	-	-	-	-	-	-	-	-	-
12" SRW MEDIUM		6 X 12 X 12	-	-	-	-	-	-	-	-	-	-	-	-
(ONLY SOLD AS PAIR) TOTAL			33.75	6.75	5	45	9	-	-	-	-	85	765	3875
18" SRW LARGE		6 X 18 X 12	33.75	6.75	5	45	9	-	67.5	0.75	-	85	765	3875
COLUMN/ CORNER		6 X 18 X 9	30	6.75	5	40	8	-	-	0.75	-	86	774	3490
UNIV. CAP		3 x 17¼ x 13	22.5	3	8	72	9	-	-	1.56	.64	47	423	3434

MELVILLE™ WALL			SQFT/ PALLET	SQFT/ LAYER	LAYERS/ PALLET	UNITS/ PALLET	UNITS/ LAYER	LNFT PALLET (SOLDIER)	LNFT PALLET (SAILOR)	SQFT/ UNIT	UNITS/ SQFT	WEIGHT/ UNIT	WEIGHT/ LAYER LBS	WEIGHT PALLET LBS
WALL UNIT		4 x 20 x 10	26.67	4.44	6	48	8	-	-	1.8	-	48.75	90	3120
CAP UNIT		2 x 20 x 13	120 LNFT	10 LNFT	12	70	6	-	-	0.6	-	43.33	26	3100

CUSTOMIZE YOUR SPACE

PALLET INFORMATION / ESTIMATING CHART

ANCHOR® COLUMN CAP			LAYERS/PALLET	UNITS/PALLET	UNITS/LAYER	WEIGHT/UNIT	WEIGHT/LAYER LBS	WEIGHT PALLET LBS						
CAP		28 x 28 x 4	4	4	4	150	400	600						
ANGLIA EDGER®			LAYERS/PALLET	UNITS/PALLET	UNITS/LAYER	LNFT PALLET (SAILOR)	WEIGHT/LAYER LBS	WEIGHT PALLET LBS						
EDGER UNITS		5¼ x 8⅞ x 8 5¼ x 10½ x 8 5¼ x 15⅞ x 8 5¼ x 18 x 8	3	60	20	69.75	883	2650						
FLAGSTONE FIRE PIT			SQFT/PALLET	SQFT/LAYER	LAYER/PALLET	UNITS/PALLET	UNITS/LAYER	UNITS/SQFT	WEIGHT/UNIT	WEIGHT/LAYER	WEIGHT/PALLET			
BLOCK		4 x 12 x 9	-	-	-	-	-	-	-	-	1298 without insert			
LANDINGS™ STEP			LAYERS/PALLET	UNITS/PALLET	UNITS/LAYER	LNFT PALLET (SOLDIER)	LNFT PALLET (SAILOR)	WEIGHT/UNIT	WEIGHT/LAYER LBS	WEIGHT PALLET LBS				
STEP UNIT		6 x 48 x 18	3	6	2	-	24	420	840	2520				
MARINA™ COPING			SQFT/PALLET	SQFT/LAYER	LAYERS/PALLET	UNITS/PALLET	UNITS/LAYER	LNFT PALLET (SOLDIER)	LNFT PALLET (SAILOR)	SQFT/UNIT	UNITS/SQFT	WEIGHT/UNIT	WEIGHT/LAYER LBS	WEIGHT PALLET LBS
60MM		6 x 12 x 2⅝	-	-	3	126	42	63	-	-	-	14	588	1764
MELVILLE™ CURB			SQFT/PALLET	LNFT/LAYER	LAYERS/PALLET	UNITS/PALLET	UNITS/LAYER	LNFT PALLET (SOLDIER)	LNFT PALLET (SAILOR)	SQFT/UNIT	UNITS/LNFT	WEIGHT/UNIT	WEIGHT/LAYER LBS	WEIGHT PALLET LBS
CURB		4 x 24 x 6½	-	24	4	48	-	-	96	-	0.5	25.04	-	2449
UNICO			GROSS WEIGHT / BOX	PIECES / BOX	SQFT / BOX	BOXES / PALLET	SQFT / PALLET	GROSS WEIGHT / PALLET						
UNICO		12.99 x 23.54 x ¾	52	3	6.37	40	254.82	2080						

FIRE FEATURES

PALLET INFORMATION / ESTIMATING CHART

 BORDEAUX™ SERIES	BODY / ACCENT COLOR	ITEM CODE	UNIT WEIGHT
Fireplace	Sienna / Buff	70300791	4170
Wood Boxes	Sienna / Buff	13140001	3070
Grill Island (NG)	Sienna / Buff	70583280	3260
Grill Island (LP)	Sienna / Buff	13110010	3260
Linear Fireplace	Sienna / Buff	13000021	4000
Linear Fire Table	Sienna / Buff	13000023	2500
Fireplace	Sienna / Midnight	13070014	4170
Wood Boxes	Sienna / Midnight	13140020	3070
Grill Island (NG)	Sienna / Midnight	13110014	3260
Grill Island (LP)	Sienna / Midnight	13110015	3260
Linear Fireplace	Sienna / Midnight	13000019	4000
Linear Fire Table	Sienna / Midnight	13000204	2500
Fireplace	Pewter / Midnight	13070012	4170
Wood Boxes	Pewter / Midnight	13140021	3070
Grill Island (NG)	Pewter / Midnight	-	3260
Grill Island (LP)	Pewter / Midnight	-	3260
Linear Fireplace	Pewter / Midnight	13000020	4000
Linear Fire Table	Pewter / Midnight	13000203	2500
Fireplace	Pewter / Buff	-	4170
Wood Boxes	Pewter / Buff	-	3070
Grill Island (NG)	Pewter / Buff	-	3260
Grill Island (LP)	Pewter / Buff	-	3260
Linear Fireplace	Pewter / Buff	-	4000
Linear Fire Table	Pewter / Buff	-	2500

FIRE FEATURES


PALLET INFORMATION / ESTIMATING CHART

BRIGHTON™ SERIES	BODY / ACCENT COLOR	ITEM CODE	UNIT WEIGHT
Fireplace	Gascony Tan / Ashbury Haze	70580007	5825
Wood Boxes	Gascony Tan / Ashbury Haze	70300046	3180
Fireplace	Cotswold Mist / Brookstone Slate	70580378	5825
Wood Boxes	Cotswold Mist / Brookstone Slate	70580291	3180





BRISTOL™ SERIES	BODY / ACCENT COLOR	ITEM CODE	UNIT WEIGHT
Fireplace	Gascony Tan / Ashbury Haze	70580261	7245
Wood Boxes	Gascony Tan / Ashbury Haze	70580334	3950
Hearth	Gascony Tan / Ashbury Haze	70580262	1180
Grill Island (NG)	Gascony Tan / Ashbury Haze	13110008	4125
Grill Island (LP)	Gascony Tan / Ashbury Haze	11130250	4125
Fireplace	Cotswold Mist / Brookstone Slate	70580312	7245
Wood Boxes	Cotswold Mist / Brookstone Slate	70580534	3950
Hearth	Cotswold Mist / Brookstone Slate	70580309	1180
Grill Island (NG)	Cotswold Mist / Brookstone Slate	13110009	4125
Grill Island (LP)	Cotswold Mist / Brookstone Slate	13110256	4125

MELVILLE™ SERIES	BODY / ACCENT COLOR	ITEM CODE	UNIT WEIGHT
Fireplace	Scandina Gray / Midnight	13070020	4170
Wood Boxes	Scandina Gray / Midnight	13140010	3070
Grill Island (NG)	Scandina Gray / Midnight	13110028	3260
Grill Island (LP)	Scandina Gray / Midnight	-	3260
Linear Fireplace	Scandina Gray / Midnight	13000026	4000
Linear Fire Table	Scandina Gray / Midnight	13070027	2500

FIRE FEATURES PALLET INFORMATION / ESTIMATING CHART

FLAGSTONE FIRE PIT		SQFT / PALLET	SQFT / LAYER	LAYERS / PALLET	UNITS / PALLET	UNITS / LAYER	UNITS / SQFT	SQFT / UNIT	WEIGHT / UNIT	WEIGHT / LAYER	WEIGHT / PALLET	
FIRE PIT UNIT		4 x 12 x 9	-	-	-	36	-	-	-	-	-	950

ARTFORMS PALLET INFORMATION / ESTIMATING CHART

ARTFORMS™		SQFT/ PALLET	SQFT/ LAYER	LAYER/ PALLET	UNITS/ PALLET	UNITS/ LAYER	UNITS/ SQFT	WEIGHT/ UNIT	WEIGHT/ LAYER	WEIGHT/ PALLET	
OPEN END		3 x 18 x 36	4.5	-	-	9	-	-	148	-	-
CLOSE END		3 x 18 x 36	4.5	-	-	9	-	-	150	-	-
TOTAL		81	9	9	18	2	-	-	305	2745	
OPEN END		3 x 6 x 36	1.5	-	-	3	-	-	49	-	-
CLOSE END		3 x 6 x 36	1.5	-	-	18	-	-	49	-	-
TOTAL		31.5	10.5	3	21	7	-	-	365	1095	

RESOURCES

We offer an array of resources to help plan and design an outdoor living addition.



PROJECT GUIDE

Everything you need to know about planning an outdoor living project.



DIGITAL CATALOG

Download or share a digital version of this catalog.



RESOURCE GUIDE

Installation tips, laying guides and estimating tools for contractors.



BELGARD.COM

Visit our site for more ideas and inspiration.

NOTES



CPM LOCATION

4110 192nd St. East
Tacoma, WA 98446
Ph: 844-371-5138

National Ph: 877-235-4273

STAY CONNECTED



OutdoorLivingbyBelgard



BelgardOutdoorLiving



BelgardHardscapes



Belgard



Belgard



Belgard.com/Blog

PRODUCT INDEX

PAVERS

Aqualine™	50
Ardesie	56
Avalon Slate	32
Belgian Cobble®	40
Cambridge Cobble® & Circle Kit	42
Catalina Grana®	18
Dimensions®	20
Dimensions™ Accent	22
Dimensions® Slab	24
Dublin Cobble® & Circle Kit	44
Eco Dublin®	52
Empire	16
Geometric Shapes	26
Glocal	62
Holland Stone	48
Mega-Arbel® Patio Slab	34
Mega-Lafitt®	38
Melville™ Plank	28
Noon	61

Old World Paver™	46
Origins™	36
Plaza Paver	30
Quarziti 2.0	58
Silverlake	59
Turfstone™	53
Urbana® Stone	54
Verona™	60

WALLS

Ashlar Tandem™	70
Belair Wall® 2.0	71
Diamond Pro®	76
Diamond Pro® PS	66
Diamond®	72
Diamond® 10D	74
Highland Stone®	78
Melville Tandem™	69
Melville™ Wall	68

Shelton Wall™	80
Weston Stone™	82

CUSTOMIZE YOUR SPACE

Anchor™ Column Cap	102
Anglia Edger®	106
Artforms™ Slabs Panel System	86
Bordeaux™ Series	92
Brighton™ Series	96
Bristol™ Series	94
Elements	88
Flagstone Fire Pit	98
Landings™ Step	107
Marina™ Coping	103
Melville™ Curb	105
Melville™ Series	90
Unico	104
Weston Stone™ Fire Pit	100
Weston Stone™ Kits	101

COLLECTIONS LEGEND

- Artisan Collection
- Metropolitan Collection
- Natural Collection
- Heritage Collection
- Environmental Collection
- Porcelain Collection

PEACE OF MIND, GUARANTEED

LIFETIME TRANSFERABLE LIMITED WARRANTY

Oldcastle® APG, Inc. ("Belgard") is proud to inform you that all of our interlocking concrete paver and retaining walls ("Products") meet and/or exceed the requirements of ASTM C-936 and ASTM C-1372. Belgard® guarantees its Products against these standards for the lifetime of the Product defined by ICPI. This guarantee does not apply to splitting, chipping or other breakage that could be caused by impact, abrasion or overloading. This warranty is transferable. The original proof of purchase is required.

This warranty is only valid if the material is installed under the guidelines of the ICPI (www.ICPI.org), The NCMA (www.ncma.org) or the Belgard Installation Guideline Manual. Improper installation voids this warranty. This warranty is for residential applications only and does not apply to commercial applications. It is recommended that the job be installed by a Belgard Contractor Program participant who guarantees their workmanship for a minimum of 3 years from the date of install. For warranty service, contact Belgard at 1-877-BELGARD. A service representative will investigate your claim within 10 business days. If the Belgard product fails to meet the specifications, Belgard will replace the defective product at no charge. Color matching cannot be guaranteed. Belgard will not be responsible for any replacement labor, consequential damages or incidental damages. This warranty gives you specific legal rights, and you may also have other rights which vary from state to state. Some states do not allow for the exclusion or limitation of incidental or consequential damages, so the above limitation or exclusion may not apply to you.

For specific information regarding warranty coverage and exclusions in regards to the Elements and Porcelain Paver products, please visit: Belgard.com/Warranty.

QUALITY TO THE CORE

With Belgard, you get the nation's leading pavers and landscape walls backed by the foremost experts in the industry.

BELGARD.COM

© Copyright 2023 Oldcastle APG, Inc. All Rights Reserved. BEL22-D-12222

PICTURED ON THE COVER: ELEVATED CONCEPTS
DUBLIN COBBLE® WITH BELGIAN COBBLE® WALKWAY AND WESTON STONE™ CUSTOM KITCHEN